

Found Open Import

Please see the procedure for Working with Sow Import Templates prior to importing any event. The Found Open Import starts by filling out the Found Open Import Template.

	A	B	C	D	E	F	G	H	I	J
1	SowUnitCode	SowTag	Date	How Found	Location	CondScore	BackFat	Weight	Flag	Comments
2	Required	Required	Required		Future	Future	Future	Future	Future	
3	String	String	Date	String(10)	String	integer	number	integer	String	String
4	SowUnit01	SowTag01	1/1/2015	NP	Pen-01	3	19.00	200	FlagCode	Sample Comment
5	03	6698640	7/1/2015	1	Pen-01	3	18.20	305	A	try again
6	03	6698678	7/1/2015	1	Pen-02	4	19.01	307		
7	03	6698681	7/1/2015	1	Pen-03	1	20.55	308		

Column A – Is your Sow Unit Code and is required.

Column B – Is the Sow ID and is required.

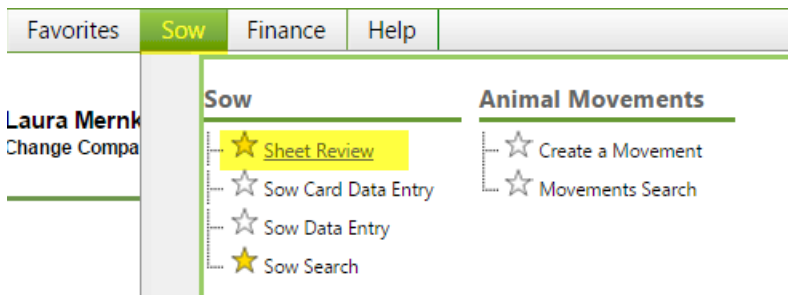
Column C – Is the Date of the Found Open and is required. Format must be the same as the example.

Column D – Is How Found. It is required and must match your Found Open reason code in setup.

Column E-I – Are for future use.

Column J – Is for Comments. It is optional and can be letters and numbers.

Once you have your found open import file created, you are ready to import.

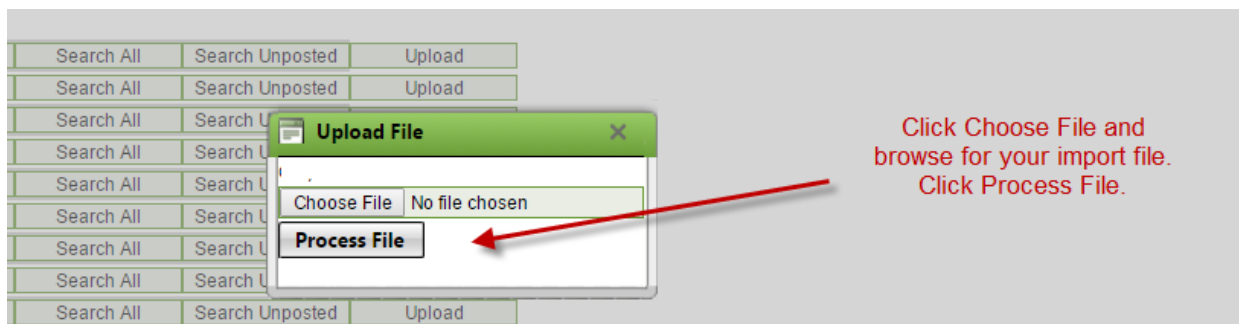


Producer: Catalyst
 Site: Catalyst Sow Unit
 Last: 15 week(s)
 Start Production Year/Week: 2015/46: 11/10/2015 -- 11/16/2015
 End Production Year/Week: 2016/08: 02/16/2016 -- 02/22/2016

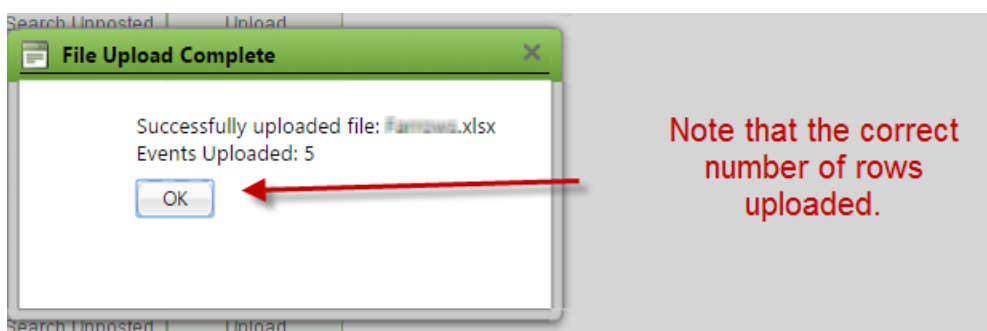
Select a Sow Unit and Complex. The Unit in the file will override this choice if they do not match.

Open Events	Error Events	Posted Events				
Gilt/Sow Arrivals	0	0	3	Add	Search All	Search Unposted
Farrowings	0	0	0	Add	Search All	Search Unposted
Piglet Deaths	0	0	0	Add	Search All	Search Unposted
Fosters	0	0	0	Add	Search All	Search Unposted
Nurse On Off	0	0	0	Add	Search All	Search Unposted
Weanings	0	0	0	Add	Search All	Search Unposted
Matings	0	0	0	Add	Search All	Search Unposted
Services	0	0	0	Add	Search All	Search Unposted
Preg Checks	0	0	0	Add	Search All	Search Unposted
Aborts	0	0	0	Add	Search All	Search Unposted
Found Open	0	0	0	Add	Search All	Search Unposted
Heat No Service	0	0	0	Add	Search All	Search Unposted
Gilt/Sow Removals	0	0	2	Add	Search All	Search Unposted
Retag Sows	0	0	0	Add	Search All	Search Unposted
To Be Culled	0	0	0	Add	Search All	Search Unposted
Comments	0	0	0	Add	Search All	Search Unposted
Flags	0	0	0	Add	Search All	Search Unposted
Boar Arrivals	0	0	0	Add	Search All	Search Unposted
Boar Removals	0	0	0	Add	Search All	Search Unposted
Treatments	0	0	0	Add	Search All	Search Unposted
Locations	0	0	0	Add	Search All	Search Unposted

Click the Upload button



Click Choose File and browse for your import file. Click Process File.



Note that the correct number of rows uploaded.

**If the correct number of rows did not upload, check your file for missing or invalid information. If you need to correct the file and upload again, you will need to rename the file. You will also need to delete the previous incorrect file. You can do this by clicking Search Unposted and clicking Delete on the row of your import.

** Note you will not be able to delete it once it has been Posted.

If all rows uploaded, continue with the process.

	Open Events	Error Events	Posted Events				
Gilt/Sow Arrivals	0	3	3	Add	Search All	Search Unposted	Upload
Farrowings	0	0	0	Add	Search All	Search Unposted	Upload
Piglet Deaths	0	0	0	Add	Search All	Search Unposted	Upload
Fosters	0	0	0	Add	Search All	Search Unposted	Upload
Nurse On Off	0	0	0	Add	Search All	Search Unposted	Upload
Weanings	0	0	0	Add	Search All	Search Unposted	Upload
Matings	0	0	0	Add	Search All	Search Unposted	Upload
Services	0	0	0	Add	Search All	Search Unposted	Upload
Preg Checks	0	0	0	Add	Search All	Search Unposted	Upload
Aborts	0	0	0	Add	Search All	Search Unposted	Upload
Found Open	0	0	0	Add	Search All	Search Unposted	Upload
Heat No Service	0	0	0	Add	Search All	Search Unposted	Upload
Gilt/Sow Removals	0	0	2	Add	Search All	Search Unposted	Upload
Retag Sows	0	0	0	Add	Search All	Search Unposted	Upload
To Be Culled	0	0	0	Add	Search All	Search Unposted	Upload
Comments	0	0	0	Add	Search All	Search Unposted	Upload
Flags	0	0	0	Add	Search All	Search Unposted	Upload
Boar Arrivals	0	0	0	Add	Search All	Search Unposted	Upload
Boar Removals	0	0	0	Add	Search All	Search Unposted	Upload
Treatments	0	0	0	Add	Search All	Search Unposted	Upload
Locations	0	0	0	Add	Search All	Search Unposted	Upload

Once processed,
click the Search
Unposted

Click Details on the row of your import

Details	Post	Event	Producer	Site	Year/Week	Sheet
		Event		AKAS 57-58	2016/14	14-FY16

Review any errors and click Post.

Save (Ctrl-S) Post (Ctrl-U) Add Rows: Add (Ctrl-A)

Post will commit the good data to the database and the errors will remain to be addressed when you have the correct data. See the procedure for Sheet Review for this process.